



 **STILGRAFIC**

KOMORI

**Consommables De L'arte Graphique
Vente machines**

**Consumibles de Artes Graficas
Venta de Maquinaria**



Code: GSK4 274-6821-301
Model: Komori
Description: Sheet guide
Width: 122mm/4.80"
Packing: 1 piece

GSK4



Code: KPHS
Model: Komori
Description: Plate hanger sucker
Packing: 10 pcs/bag

KPHS



Code: TLC178181 241-9900-002
Model: Komori
Description: Combination wrench
Size: 17mm x 80mm x 1181mm
Packing: 1 piece

TLC178181



Code: OILFILTKO1 370-2601-140 NEW
Description: Oil filter for Komori
Packing: 1 piece

OILFILTKO1



444.1554.044



261.6005.401



3C.W05.1010C



3Z.018.41070



374.1612.400



444.0800.00S



274.8626.31H



274.3215.S05



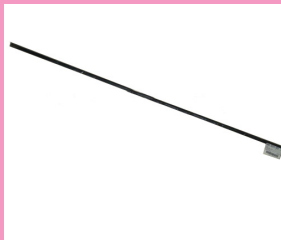
444.5404.004



444.1310.024



444.1317.014



444.3223.022



464.3217.073



444.4013.054



444.4091.014



764.1508.301



764.3300.901



6PA.006.LY5




764.3404.000



764.3401.200



814.6001.703



444.5414.024



764.6501.80H



814.6503.606




764.6508.201



A07.8046.107



814.6501.16H



764.6503.703



902.7002.204



814.6510.301



764.6204.502



HTB1L




444.5031.104




814.6506.04H



PMV.6200.401



HTB13S



5MA.4100.161



5LA.1300.029



274.1245.400



TS5.205N.455



NA70-20NAMSS




TS5.205N.454



HT1.UK6N.FFJ



K764.9306.800



FIN.4062.00H



LS.440.540.640



HTB1



16A.T2055.90



CMK2-CC-20-12



HTB10



VZ3120.5GS.M5




764.5103.202



294.4314.400



294.7017.401




444.7018.3JH



A12GD25.1P




5ZS.A200.010



261.6451.41H,



3Z1.5000.180



5CG.4200.060



5BB.6101.550



5BE.M400.010



5GP.6101.280



5BC.4200.330



5GK.N300.010



5GH.7900.010



5BA.6100.220



5BC.F200.130




3ZO.8101.100



5BA-6100-250,



764.6700.501



5ZE.6701.010



374.1600.303



764.4181.303




764.5300.604




764.5300.641



CA6.0057.P00



AG28F5M



AG225.P3B33



323.5000.602



764.5400.902



UG320H-SC4



HTB11EE




PDT.1508




HTB1W4SX



FC002



KGGG-3051-004



HLB10



HTB1BJ



HTB1BHS




HTB1MZ



HTB1405




HTB1DA7R



HTB14TOJRF



HTB1UH



KOMORI FRENO



HTB1K7YYK



FGQ-3050-024



OIL FILTER 100.150



KG2-40-10



KA07-8046-107



HTB1ZFW



KOMORI PINZA



KRX18X40X69



HTB1DRDLHF



HTB1YNV7



ANTI MARKING



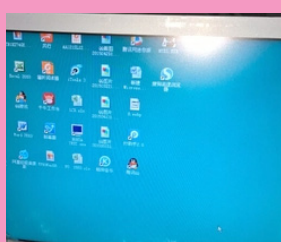
SUPER BLUE



ANTI SET




METER O3




LMU-TK12ASTR



PALETTES GRAPHITE



VSPON



KNIFEMT



KNIFE



WEGC3



444.1588.023



814.6510.401



HTB.1VIPRX1



INTERRUPTOR



CMK2.CC.40.25




444.1314.034




3GB.0151.060



444.3144.00S



444.3223.022



5RJ.1100.080



GRK.2150.KZG



TS5.205N.456



PMV.6202.402



PMV.6203.003



GC2.8010.004



5HC.4300.280



BARRA KOMORI 28



INTERRUPTOR



SP.00881 B



00.000.0000



00.000.0000

NEW

**KOMORI / RYOBI
FLAT SUCKERS IN ORIGINAL COLORS**

QUICK REFERENCE GUIDE

SUK40x15x10 6ZZ-4015-10I SUK35x15x10 6ZZ-3515-10I SUK32x15X08 374-1693-400

CODE	MATERIAL	COLOR	OUTSIDE	INSIDE	THICKNESS	PACKING
SUK40x15x10 6ZZ-4015-10I	Natural Rubber	Blue	40mm 1 37/64"	15mm 19/32"	1.0mm	3/64" 25 pcs/pack
SUK40x14x08 6ZZ-4014-08I	Natural Rubber	Blue	40mm 1 37/64"	14mm 35/64"	0.8mm	1/32" 25 pcs/pack
SUK40x14x05 6ZZ-4014-05I	Natural Rubber	Blue	40mm 1 37/64"	14mm 35/64"	0.5mm	1/64" 25 pcs/pack
SUK38x15x08 444-1680-014	Natural Rubber	Blue	38mm 1 1/2"	15mm 19/32"	0.8mm	1/32" 25 pcs/pack
*SUK38x13x08	Natural Rubber	Blue	38mm 1 1/2"	13mm 1/2"	0.8mm	1/32" 25 pcs/pack
SUK35x15x10 6ZZ-3515-10I	Natural Rubber	Blue	35mm 1 3/8"	15mm 19/32"	1.0mm	3/64" 25 pcs/pack
SUK35x15x08 444-1679-014	Natural Rubber	Blue	35mm 1 3/8"	15mm 19/32"	0.8mm	1/32" 25 pcs/pack
*SUK35x13x08	Natural Rubber	Blue	35mm 1 3/8"	13mm 1/2"	0.8mm	1/32" 25 pcs/pack
SUK34x14x08 6ZZ-3414-08I	Natural Rubber	Blue	34mm 1 11/32"	14mm 35/64"	0.8mm	1/32" 25 pcs/pack
SUK32x15x08 374-1693-400	Natural Rubber	Blue	32mm 1 1/4"	15mm 19/32"	0.8mm	1/32" 25 pcs/pack
*SUK32x13x08	Natural Rubber	Blue	32mm 1 1/4"	13mm 1/2"	0.8mm	1/32" 25 pcs/pack
SUK32x12x08 6ZZ-3212-08I	Natural Rubber	Blue	32mm 1 1/4"	12mm 15/32"	0.8mm	1/32" 25 pcs/pack
SUK32x11x08 374-1676-400	Natural Rubber	Blue	32mm 1 1/4"	11mm 7/16"	0.8mm	1/32" 25 pcs/pack
SUK30x13x08	Natural Rubber	Blue	30mm 1 3/16"	13mm 1/2"	0.8mm	1/32" 25 pcs/pack



STILGRAFIE

PLATINUM → 0.5 .020" ↓ 0.40/.016" ↑	50 to 100	APPLE GREEN → 1.5 .060" ↓ 0.45/.018" ↑	260 to 300	TANGERINE → 2.3 .090" ↓ 0.60/.024" ↑	400 to 465	LIGHT OAK → 3.2 .126" ↓ 0.70/.028" ↑	550 to 675
DAFFODIL → 0.6 .024" ↓ 0.30/.012" ↑	50 to 100	YELLOW → 1.5 .060" ↓ 0.50/.020" ↑	290 to 335	RED → 2.3 .090" ↓ 0.70/.028" ↑	420 to 465	LEAF → 3.2 .126" ↓ 0.80/.032" ↑	560 to 685
FIRE → 0.6 .024" ↓ 0.40/.016" ↑	50 to 100	FUCHSIA → 1.5 .060" ↓ 0.55/.022" ↑	300 to 335	LEMON → 2.3 .090" ↓ 0.80/.032" ↑	450 to 500	VIOLET → 3.2 .126" ↓ 1.00/.040" ↑	560 to 685
ALPINE → 0.8 .032" ↓ 0.30/.012" ↑	50 to 100	NAVY BLUE → 1.5 .060" ↓ 0.60/.024" ↑	300 to 335	BLUEBELL → 2.3 .090" ↓ 1.00/.040" ↑	450 to 500	FUDGE → 3.2 .126" ↓ 1.20/.048" ↑	560 to 685
ORANGE → 0.8 .032" ↓ 0.40/.016" ↑	50 to 150	ROSEWOOD → 1.5 .060" ↓ 0.70/.028" ↑	350 to 365	RACING GREEN → 2.5 .099" ↓ 0.60/.024" ↑	460 to 500	TOPAZ → 3.5 .138" ↓ 0.60/.024" ↑	570 to 695
ROYAL BLUE → 0.8 .032" ↓ 0.45/.018" ↑	60 to 160	RUBY → 1.5 .060" ↓ 0.80/.032" ↑	350 to 365	DUSK → 2.5 .099" ↓ 0.70/.028" ↑	460 to 500	BOTTLE GREEN → 3.5 .138" ↓ 0.70/.028" ↑	570 to 695
BLUEBERRY → 1.0 .040" ↓ 0.30/.012" ↑	60 to 160	HOLLY → 1.6 .063" ↓ 0.40/.016" ↑	360 to 370	MANILLA → 2.5 .099" ↓ 0.80/.032" ↑	460 to 500	MARINE BLUE → 3.5 .138" ↓ 0.80/.032" ↑	580 to 700
BEIGE → 1.0 .040" ↓ 0.40/.016" ↑	100 to 175	CORNFLOWER → 1.6 .063" ↓ 0.50/.020" ↑	360 to 370	LIME → 2.7 .106" ↓ 0.40/.016" ↑	460 to 500	BLUSH → 3.5 .138" ↓ 1.00/.040" ↑	580 to 700
PEACH → 1.0 .040" ↓ 0.50/.020" ↑	165 to 190	SPEARMINT → 1.6 .063" ↓ 0.60/.024" ↑	360 to 370	SAND → 2.7 .106" ↓ 0.60/.024" ↑	460 to 500	CORNELIAN → 4.0 .158" ↓ 0.80/.032" ↑	620 to 735
LIGHT PINK → 1.2 .048" ↓ 0.30/.012" ↑	170 to 195	LAVENDER → 1.6 .063" ↓ 0.80/.032" ↑	360 to 370	PEPPERMINT → 2.7 .106" ↓ 0.70/.028" ↑	460 to 500	CYCLAMEN → 4.0 .158" ↓ 0.90/.036" ↑	630 to 740
LILAC → 1.2 .048" ↓ 0.40/.016" ↑	150 to 200	MOONSTONE → 1.7 .065" ↓ 0.30/.012" ↑	360 to 370	BLUE → 2.7 .106" ↓ 0.80/.032" ↑	460 to 500	CARNIVAL RED → 4.0 .158" ↓ 1.00/.040" ↑	650 to 790
IVORY → 1.2 .048" ↓ 0.45/.018" ↑	185 to 225	VANILLA → 1.7 .068" ↓ 0.40/.016" ↑	360 to 370	POLAR WHITE → 2.7 .106" ↓ 1.00/.040" ↑	475 to 550	GREY → 4.0 .158" ↓ 1.20/.046" ↑	665 to 800
OLIVE → 1.2 .048" ↓ 0.50/.020" ↑	210 to 240	AVOCADO → 1.7 .068" ↓ 0.50/.020" ↑	350 to 375	HONEYSUCKLE → 3.0 .118" ↓ 0.60/.024" ↑	485 to 565	AMBER → 5.0 .197" ↓ 0.80/.032" ↑	620 to 735
ROSE PINK → 1.3 .052" ↓ 0.30/.012" ↑	210 to 240	POWDER BLUE → 1.7 .068" ↓ 0.55/.022" ↑	350 to 375	ONYX → 3.0 .118" ↓ 0.70/.028" ↑	485 to 565	SUNFLOWER → 5.0 .197" ↓ 1.00/.040" ↑	650 to 790
PALE BLUE → 1.3 .052" ↓ 0.40/.016" ↑	225 to 275	PURPLE → 1.7 .068" ↓ 0.60/.024" ↑	350 to 400	NASTURTIUM → 3.0 .118" ↓ 0.80/.032" ↑	490 to 575	BLACK → 5.0 .197" ↓ 1.50/.060" ↑	650 to 790
WHITE → 1.3 .052" ↓ 0.45/.018" ↑	240 to 270	CINNAMON → 1.7 .068" ↓ 0.70/.028" ↑	350 to 375	BROWN → 3.0 .118" ↓ 1.00/.040" ↑	535 to 665	COCONUT → 6.0 .236" ↓ 0.80/.032" ↑	650 to 790
BRIGHT GREEN → 1.3 .052" ↓ 0.50/.020" ↑	240 to 290	PACIFIC BLUE → 1.7 .068" ↓ 0.80/.032" ↑	350 to 400	PISTACHIO → 3.0 .118" ↓ 1.40/.056" ↑	550 to 675	COBALT BLUE → 6.0 .236" ↓ 1.00/.040" ↑	910 to 990
BLACK → 1.3 .052" ↓ 0.55/.022" ↑	240 to 300	MUSTARD → 1.9 .075" ↓ 0.40/.016" ↑	350 to 400	CANARY → 3.2 .126" ↓ 0.60/.024" ↑	550 to 675	CREAM → 6.0 .236" ↓ 1.70/.068" ↑	900 to 1000
AUBERGINE → 1.3 .055" ↓ 0.60/.024" ↑	240 to 290	ICE BLUE → 1.9 .075" ↓ 0.50/.020" ↑	350 to 400				
SHERBET → 1.3 .055" ↓ 0.70/.028" ↑	240 to 290	GREEN → 1.9 .075" ↓ 0.60/.024" ↑	350 to 400				
TITANIUM → 1.4 .055" ↓ 0.30/.012" ↑	240 to 290	COFFEE → 1.9 .075" ↓ 0.70/.028" ↑	360 to 400				
OCEAN → 1.4 .055" ↓ 0.40/.016" ↑	240 to 290	ASH GREY → 1.9 .075" ↓ 0.80/.032" ↑	365 to 400				
TOFFEE → 1.4 .055" ↓ 0.45/.018" ↑	240 to 290	EBONY → 2.1 .083" ↓ 0.50/.020" ↑	375 to 410				
TERRACOTTA → 1.4 .055" ↓ 0.50/.020" ↑	240 to 290	DIAMOND WHITE → 2.1 .083" ↓ 0.60/.024" ↑	385 to 435				
LAGOON → 1.4 .055" ↓ 0.55/.022" ↑	240 to 290	BURGUNDY → 2.1 .083" ↓ 0.65/.026" ↑	385 to 435				
LIGHT ORANGE → 1.5 .060" ↓ 0.30/.012" ↑	250 to 300	SANDSTONE → 2.1 .083" ↓ 0.70/.028" ↑	385 to 435				
FLAME → 1.5 .060" ↓ 0.40/.016" ↑	250 to 300	PINK → 2.1 .083" ↓ 0.80/.032" ↑	400 to 465				





Wash-up Blades

Our wash-up blades are manufactured to fine tolerances for perfect fit on old and new presses alike. They are resistant to chemical attack from inks and solvents and are highly efficient and durable.

A perfect profile ensures excellent wash-up results each time, reducing the amount of wash-up chemicals used and reducing down-time on the press.

Our blades are available for the vast majority of offset sheet-fed, web and continuous form presses in either metal/rubber, metal/urethane, rubber (EPDM), plastic or Tufnol format. Each individual blade is presented in a plastic sleeve with the machine reference for easy identification.

- Size and style specification guaranteed
- High resistance to wear
- Accurate fit first time - no adjustment required
- Corrosion-proof steel
- Chemical resistant rubber and plastic
- Individually packed in protective sleeve
- Moulded rubber tip chemically bonded - no breakdown

KOMORI										
KOMORI38	Komori	Lithrone 20 Flexi	M	580	48	0.5	22 53/64	1 57/64	1/64	8
KOMORI01	Komori	Lithrone 20 Rigid	M	590	36	2.0	23 15/64	1 27/64	5/64	5
KOMORI59	Komori	Sprint 20	M	590	42	0.5	23 15/64	1 21/32	1/64	5
KOMORI07	Komori	Lithrone 26 A/W (narrow)	M	700	42	0.5	27 9/16	1 21/32	1/64	10
KOMORI46	Komori	Lithrone L26 (special - narrow)	M	706	36	0.5	27 51/64	1 27/64	1/64	12
KOMORI02	Komori	Sprint 710 Flexi	M	710	42	0.5	27 61/64	1 21/32	1/64	6
KOMORI22	Komori	Sprint 710 Rigid	M	710	42	2.0	27 61/64	1 21/32	5/64	6
KOMORI03	Komori	Sprint 715 Flexi	M	715	50	0.5	28 5/32	1 31/32	1/64	6
KOMORI32	Komori	Sprint 715 Rigid	M	715	50	2.0	28 5/32	1 31/32	5/64	6
KOMORI73	Komori	Sprint 715 (special)	M	715	50	0.5	28 5/32	1 31/32	1/64	0
KOMORI08	Komori	Lithrone 26 A/W (wide)	M	716	47	0.5	28 3/16	1 27/32	1/64	10
KOMORI04	Komori	Sprint 719 Flexi	M	719	44	0.5	28 5/16	1 47/64	1/64	6
KOMORI23	Komori	Sprint 719 Rigid	M	719	44	2.0	28 5/16	1 47/64	5/64	6
KOMORI05	Komori	Lithrone 26 Flexi	M	726	36	0.5	28 37/64	1 27/64	1/64	6
KOMORI06	Komori	Lithrone 26 Rigidtp/n 261-4603-402	M	726	36	2.0	28 37/64	1 27/64	5/64	6
KOMORI36	Komori	Lithrone 26 Flexi	M	726	50	0.5	28 37/64	1 31/32	1/64	0
KOMORI60	Komori	Lithrone 26 - Lithrone 526	M	726	42	0.5	28 37/64	1 21/32	1/64	6
KOMORI51	Komori	Lithrone LS 26	P	730	35	1.0	28 47/64	1 3/8	3/64	10
KOMORI52	Komori	Lithrone LS 26	M	730	35	0.5	28 47/64	1 3/8	1/64	10
KOMORI80	Komori	Special A	M	754	40	0.5	29 11/16	1 37/64	1/64	9
KOMORI12	Komori	Lithrone 28 A/W	P	765	47	5.0	30 1/8	1 27/32	13/64	11
KOMORI11	Komori	Lithrone 28 A/W	M	766	47	0.5	30 5/32	1 27/32	1/64	11
KOMORI42	Komori	Lithrone 28 p/n 274-4629-401	M	775	47	0.5	30 33/64	1 27/32	1/64	11
KOMORI75	Komori	Lithrone 28	M	780	42	0.5	30 45/64	1 21/32	1/64	9
KOMORI09	Komori	Lithrone 28 Flexi	M	785	42	0.5	30 29/32	1 21/32	1/64	6
KOMORI10	Komori	Lithrone 28 Rigid	M	785	37	2.0	30 29/32	1 29/64	5/64	6


KOMORI				MM			INCHES			
Part No	Machine	Model	Type	Length	Width	Thk	Length	Width	Thk	No Holes
KOMORI37	Komori	Lithrone 28 Flexi (new style)	M	785	37	0.5	30 29/32	1 29/64	1/64	6
KOMORI13	Komori	Lithrone 28 (special for UV)	P	790	36	5.8	31 7/64	1 27/64	15/64	6
KOMORI45	Komori	Spica 29	M	805	47	0.5	31 11/16	1 27/32	1/64	11
KOMORI76	Komori	Spica 29	P	805	47	5.0	31 11/16	1 27/32	13/64	11
KOMORI77	Komori	Spica 29 p/n 345-4500-301	P	806	38	1.0	31 47/64	1 1/2	3/64	11
KOMORI78	Komori	Lithrone S29P	P	820	35	1.0	32 9/32	1 3/8	3/64	11
KOMORI24	Komori	SX29	E	826	36	3.0	32 33/64	1 27/64	1/8	11
KOMORI53	Komori	L32	M	892	43	0.5	35 1/8	1 11/16	1/64	6
KOMORI54	Komori	L32	P	892	43	5.0	35 1/8	1 11/16	13/64	6
KOMORI43	Komori	L32	M	892	47	0.5	35 1/8	1 27/32	1/64	12
KOMORI33	Komori	537	E	1016	36	3.0	40	1 27/64	1/8	12
KOMORI90	Komori		M	1035	50	0.5	40 3/4	1 31/32	1/64	12
KOMORI91	Komori	Lithrone LS40SP p/n 7144600100	P	1045	50	1.0	41 9/64	1 31/32	3/64	14
KOMORI92	Komori	Lithrone LS40SP	M	1045	50	0.5	41 9/64	1 31/32	1/64	14
KOMORI19	Komori	Lithrone 40 Coating Unit	M	1050	51	0.5	41 11/32	2	1/64	9
KOMORI89	Komori	Lithrone L38S	M	1058	48	0.5	41 5/8	1 57/64	1/64	15
KOMORI98	Komori	Lithrone 38	M	1060	50	0.5	41 47/64	1 31/32	1/64	15
KOMORI61	Komori	Lithrone 40	P	1067	47	5.0	42	1 27/32	13/64	15
KOMORI62	Komori	Lithrone 40	M	1067	47	0.5	42	1 27/32	1/64	15
KOMORI25	Komori	Lithrone 40 A/W	P	1076	47	5.0	42 23/64	1 27/32	13/64	8
KOMORI17	Komori	Lithrone 40 A/W	P	1076	47	5.0	42 23/64	1 27/32	13/64	15
KOMORI26	Komori	Lithrone 40 A/W	P	1076	50	5.0	42 23/64	1 31/32	13/64	8
KOMORI27	Komori	Lithrone 40 A/W	P	1076	50	5.0	42 23/64	1 31/32	13/64	15
KOMORI55	Komori	Lithrone 40 A/W	M	1077	42	0.5	42 13/32	1 21/32	1/64	15
KOMORI31	Komori	L40 A/W (old - 47mm wide)	M	1077	47	0.5	42 13/32	1 27/32	1/64	15
KOMORI63	Komori	Lithrone 40 (slots)	M	1090	43	0.5	42 29/32	1 11/16	1/64	15
KOMORI64	Komori	Lithrone 40 (oval holes)	M	1090	47	0.5	42 29/32	1 27/32	1/64	15
KOMORI87	Komori	Lithrone 40	M	1090	47	0.5	42 29/32	1 27/32	1/64	15
KOMORI28	Komori	Lithrone 40 A/W	P	1094	47	5.0	43 5/64	1 27/32	13/64	8
KOMORI18	Komori	Lithrone 40 A/W	P	1094	47	5.0	43 5/64	1 27/32	13/64	15
KOMORI14	Komori	Lithrone 40 Flexi	M	1094	50	0.5	43 5/64	1 63/64	1/64	8
KOMORI15	Komori	Lithrone 40 Rigid	M	1094	50	2.0	43 5/64	1 63/64	5/64	8
KOMORI16	Komori	Lithrone 40 A/W	P	1094	50	5.0	43 5/64	1 31/32	13/64	8
KOMORI29	Komori	Lithrone 40 A/W	P	1094	50	5.0	43 5/64	1 31/32	13/64	15
KOMORI65	Komori	Lithrone 40	M	1098	52	0.5	43 15/64	2 3/64	1/64	15
KOMORI66	Komori	Lithrone 40	P	1098	52	0.5	43 15/64	2 3/64	1/64	15
KOMORI79	Komori	Lithrone LS40	M	1098	55	0.5	43 15/64	2 3/64	1/64	15
KOMORI40	Komori	Lithrone GL40	P	1100	35	1.0	43 5/16	1 3/8	3/64	15
KOMORI58	Komori	Lithrone	P	1100	50	5.0	43 5/16	1 31/32	13/64	0
KOMORI67	Komori	Lithrone 40	M	1105	50	0.5	43 1/2	1 31/32	1/64	15
KOMORI48	Komori	Lithrone 40	P	1105	50	1.0	43 1/2	1 31/32	3/64	15
KOMORI30	Komori	L40 AW (old 47mm wide) p/n 444-4254-064	M	1110	47	0.5	43 45/64	1 27/32	1/64	15
KOMORI47	Komori	Lithrone S40 (new model)	P	1110	47	1.0	43 45/64	1 27/32	3/64	15
KOMORI68	Komori	L40 AW (old 47mm wide)	P	1110	47	5.0	43 45/64	1 27/32	13/64	15
KOMORI41	Komori	Lithrone 40 A/W	P	1111	50	1.0	43 47/64	1 31/32	3/64	15
KOMORI69	Komori	Lithrone 44	M	1120	52	0.5	44 3/32	2 3/64	1/64	15
KOMORI56	Komori	Lithrone LS44SP (upper) p/n 7244601501	P	1165	50	1.0	45 55/64	1 31/32	3/64	16
KOMORI79	Komori	Lithrone 44	M	1178	47	0.5	46 3/8	1 27/32	1/64	17
KOMORI39	Komori	Lithrone 44	M	1190	50	2.0	46 27/32	1 31/32	5/64	9
KOMORI34	Komori	Lithrone 44	E	1190	50	3.0	46 27/32	1 31/32	1/8	9
KOMORI20	Komori	Lithrone 44	P	1190	50	5.0	46 27/32	1 31/32	13/64	9
KOMORI49	Komori	Lithrone 44	M	1192	50	0.5	46 59/64	1 31/32	1/64	17



STILGRAFIC

MAQUINA	FORMATO CMS.	0,050	0,100	0,150	0,200	0,250	0,300	0,400	0,500
TO	370 x 270	1,7864	2,552	3,3176	4,3384	6,1248	7,1456	9,6976	15,312
GTO 46	448 x 350	2,0416	2,8072	4,0832	5,3592	7,4008	8,932	11,7392	18,5136
KM 46	85 x 340	2,2968	3,0624	4,3384	6,1248	8,1664	10,208	13,2704	20,7408
GTO 52	510 x 360	2,2968	3,3176	4,5936	6,38	8,6768	10,4632	13,7808	21,692
S.M. 52	533 x 377	2,8072	4,0832	5,6144	7,4008	9,9528	11,7392	15,0568	23,6176
MO - 01	650 x 530	3,5728	5,8696	8,932	11,7392	15,5672	18,8848	25,2648	39,556
KOM L28	730 x 555	4,0832	6,38	10,208	13,7808	18,8848	22,4576	29,348	45,936
SORM	730 x 595	4,0832	6,38	10,7184	14,5464	19,9056	23,7336	30,624	47,8616
KBA 74	740 X 545	4,0832	6,38	10,7184	14,5464	19,9056	23,7336	30,624	47,8616
ROLA 200	740 x 605	4,5936	6,8904	11,2288	15,5672	20,9264	24,7544	31,9	50,0888
S.M. 74	750 x 550	4,5936	6,8904	11,2288	15,5672	20,9264	24,7544	31,9	50,0888
PARVA II IIB	915 x 680	5,6144	9,6976	15,8224	19,6504	28,5824	33,4312	45,1704	70,5048
PARVA II-C	925 x 700	5,8696	10,208	16,0776	20,6712	29,6032	34,7072	46,4464	72,732
PARVA III	975 x 720	6,38	11,2288	16,8432	22,4576	32,1552	38,28	50,0192	78,1608
SPEED 102	1030 x 735	7,656	12,5048	18,6296	24,244	32,9208	38,7904	54,1024	84,5408
KOMORI L40	1030 x 755	7,9112	12,76	19,14	25,0096	33,9416	40,0664	55,8888	87,0928
REKORD IIIB	1030 x 795	8,1664	12,76	19,6504	25,7752	34,452	41,5976	59,7168	93,148
MITSUBI 3F	1030 x 820	9,9528	15,8224	24,7544	31,9	35,728	44,1496	72,732	111,6616
KBA 104/105	1045 x 750	9,4424	15,312	22,968	30,8792	35,4728	43,1288	68,6488	107,184
ROLAND 700	1050 x 780	9,9528	15,8224	23,9888	31,9	35,728	44,4048	69,9248	109,504
ULTRA IV	1140 x 880	10,208	16,0776	25,0096	32,1552	35,9832	44,66	73,2424	114,5152
ULTRA V	1280 x 980	14,2912	22,4576	34,7072	43,6392	62,0136	76,0496	101,5696	158,8736
ROLAND 800	1280 x 1110	16,0776	25,7752	36,7488	50,7848	71,7112	85,492	114,3296	178,64
ULTRA V W	1310 x 1000	16,3328	26,0304	38,28	51,04	72,732	86,768	115,3504	180,2408
ROLAND 800	1310 x 1110	16,3328	26,2856	39,8112	51,2952	73,2424	87,2784	116,6264	182,1432
ROLAND 800	1410 x 1110	19,3952	32,1552	47,9776	61,248	87,0232	102,3352	138,8288	216,92
ROLAND 900	1440 x 1050	19,14	31,3896	47,212	60,4824	85,492	100,804	136,532	212,1408
KBA 142	1440 x 1080	19,3952	31,9	47,7224	61,248	86,768	102,08	138,5736	216,5952
ULTRA VI	1440 x 1110	19,9056	32,9208	48,7432	62,524	88,8096	104,3768	141,636	221,3976
ROLAND 800	1620 x 1190	20,9264	41,8528	62,7792	82,94	122,7512	139,084	178,8952	279,444
ROLAND 800	1620 x 1270	26,0304	48,2328	74,008	97,4864	135,256	158,4792	215,8992	337,5136
KBA 162	1640 x 1150	24,244	44,4048	68,1384	89,8304	124,5376	145,9744	198,8008	310,7176
KBA 162-A	1640 x 1240	26,5408	48,9984	80,388	101,3144	140,6152	164,3488	221,5136	344,1952
ROLAND 900	1640 x 1250	26,5408	48,9984	80,388	101,3144	140,6152	164,3488	221,5136	344,1952
FORMATO 8	1780 x 1270	375,144	375,144	375,144	375,144	375,144	375,144	375,144	375,144

UNE COMMANDE MINIMALE DE 10 FEUILLES PAR FORMAT / UNE GROSSEUR



Morocco

Tel. 0 698 149 124

www.stilgrafic.com • email. stilgrafic@stilgrafic.es

España

Tel. 672 181 912

www.stilgrafic.com • email. stilgrafic@stilgrafic.es